

hohner



OTTO HOHNER
MASCHINENFABRIK
72 TUTTLINGEN

Westdeutschl., West Germany/Allemagne Occ., Alemania Occ.

Telegramm: HOHNER
Telefon: (07461) 2686

WORKING INSTRUCTION
for the
BOSTON PRESS "HOHNER - DIN A 5"

Inner chase width..... 6 1/2" x 9 1/4" (16,5 x 23,5 cm)
Maximum sheet size 7 1/16" x 10 1/4" (18,0 x 26,0 cm)
Size of platen 7 1/16" x 10 1/4" (18,0 x 26,0 cm)

Working and sheet feeding by hand

Average output without automatic jib (deliverer) about 1000 prints per hour
with automatic jib (deliverer) up to 2000 prints per hour

Finished measurements of distributing roller and inking rollers:

Outside diameter 32 mm / spindle diameter 10 mm / working width 265 mm

Accessories:

1 set of rubber rollers with runners, 1 set of bare roller spindles,
1 feed board, 1 large and 1 small gripper, 2 chases, 2 blanket rods,
wrench, screw driver, oilcan.

With models HOBO-III and HOBO-IV moreover:

1 delivery box, 1 adjustable side mark and 1 fixed side mark.

Roller mould deliverable at extra calculation.

- 2 -

HOHNER-Boston Presses DIN A 5 are constructed in 4 types:

HOBO-I without ink duct, without automatic jib (deliverer).
2 inking rollers, inking of the disk with hand roller.
Manual delivery.

HOBO-II with ink duct, without automatic jib (deliverer).
2 inking rollers, 1 distributing roller. Automatic inking.
Manual delivery.

HOBO-III without ink duct, with automatic jib (deliverer).
2 inking rollers. Inking of the disk with hand roller.
Automatic delivery.

HOBO-IV with ink duct and with automatic jib (deliverer)
2 inking rollers, 1 distributing roller, Automatic inking
and delivery.

Supplementary complements of types HOBO-I/-II/-III referring to ink duct
or automatic jib (deliverer) are possible.

Use

Printed matters of births, deaths, and marriages, sheets of note-paper,
envelopes, postcards, visiting cards, labels, forms, insertions, propa-
ganda articles etc. Light punching-, cold embossing- and notching work
is also possible, but the platen surface must be protected by a steel-
or brass-plate or in a similar way.

Assembling, Putting into service

After removing the outer packing it is necessary to control the whole contents as to eventual damages by transport and completeness of the accessories. You have to wipe the grease with rags soaked in petroleum pull off the rustproof varnish or, if necessary, detach carefully with nitro-dilution. All the lubricating points must be lubricated.

As an underframe are well suitable our stable special tables (working board natural beech, feet of gray cast iron furnished like the machine).

The Platen Coating

In the normal case is to be 1 mm strong, smooth, tight, and not too soft, it may amount to about two sheets of glazed printing paper and two sheets of postcard cardboard. The cardboard sheets are to be somewhat smaller than the platen, whereas the paper sheets must project of the upper- and lower edge of the platen so that a jamming above and down at the platen borders is possible.

The Inking Apparatus

consists of:

Ink duct (colour box) with roller

1 distributing roller/runners 36 mm diameter } only types HOBO-II and IV

2 inking rollers / runners 32 mm diameter.

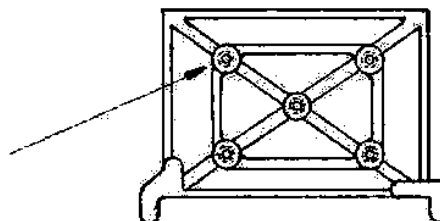
From the colour box roller on the spreading plate the colour is transmitted by the distributing roller. The two inking rollers (which together with the distributing roller have also the function of spreading the colour) carry the colour which is uniformly delivered by the spreading plate (which is rotating) over the composition. With the types HOBO-I and III (without colour box and distributing roller) the spreading plate is inked by a hand roller.

The Runner Borders

are adjustable. In such a way differences which eventually occur in the diameter of the inking rollers may be compensated. Furthermore the runner borders must be adjusted also with changes of the height of

The Printing Strength

or the distance from the printing base to the inner surface of the platen in parallel position is adjustable by the four regulating screws which are arranged in a rectangular way at the outside of the platen.



The Dressing of the Sheet Feeding

is left to each expert himself; in the following we only mention a tested method:

- 1) print the coating
- 2) adjust the side mark as well as eventually "pans" which are employed as lower arrangement according to the letter-proof on the coating.

- 3) Set the gripper. With very light printing matter, eventually small labels, in combination with the employment of the automatic jib (deliverer), it may be useful for a good issue to stretch thin rubber ring of packing around the grippers, a few millimeters below the upper sheet edge.

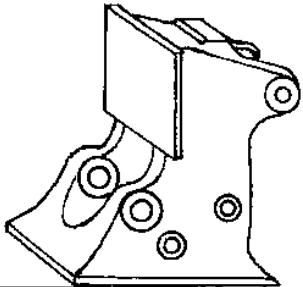
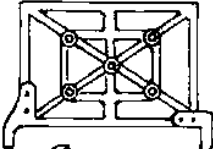
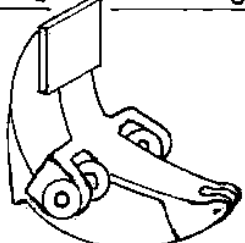


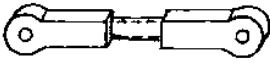


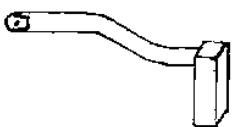
The Automatic Sheet Deliverer

is, according to its construction, not suitable for every printing matter. It is possible to disconnect it by putting up or turning over the lever catch at the hand lever.

The collecting box must be fixed in such a way that the ejected sheets etc. are exactly put in the corner of the collecting box. With larger issues the box must either be emptied several times or be adjusted in its position.

Ersatzteile
f. Bostonpresse B5

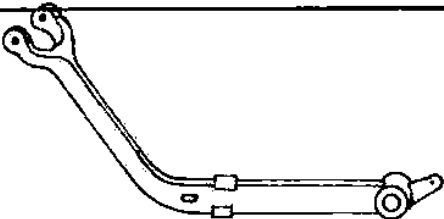
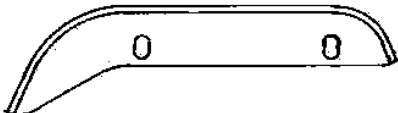


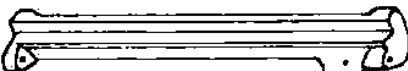


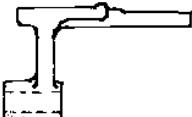

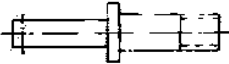

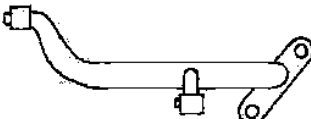
Blatt: 1
Liste besteht aus
Blatt: 1-6

	Bezeichnung	Zeichg.Nr.	Modell-Nr.	Skizze
	Ständer	B5/5	OH 011	
	Tiegel	B5/9	OH 013	
	Balancier	B5/8	OH 012	
	Farbteller	B5/37	OH 027	
	Anschlagstück	B5/12	OH 017	
	Gelenkstück	B5/13	OH 018	
	Rahmen	B5/11	OH 016	
	Seitenarm	B5/108	OH 250	
	Tellertransporteur	B5/39		

Ersatzteile f. Bostonpresse B5

Blatt 2




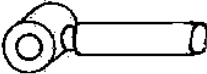



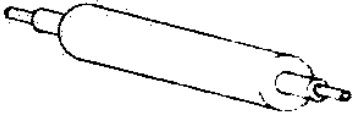





Liste besteht aus
Blatt: 1-6

	Bezeichnung	Zeichg. Nr.	Modell Nr.	Skizze
	Handhebel	B5/33	OH026	
	Laufleiste links	B5/10	OH015	
	Laufleiste rechts	B5/10	OH014	
	Sperrkegel	B5/40	OH029	
	Greiferschiene	B5/24	OH022	
	Greiferkurve	B5/58		
	Gießhülsenstern	B5/92	OH040	
	Sperrklinke	B5/17		
	Hebelsperrklinke	B5/36		
	<u>Bundschraubenbolzen</u> für B5/36	B5/63		
	Gleitbahn	B5/18	OH019	
	Großer Tischhalter	B5/50	OH036	

Ersatzteile
f. Bostonpresse B5

Blatt 3




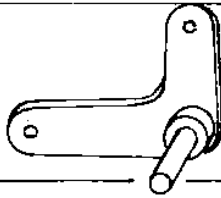

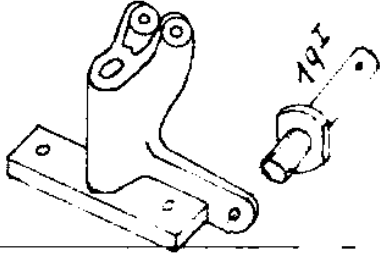
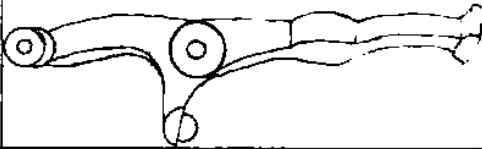

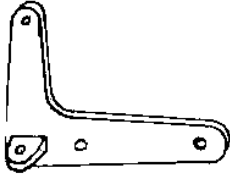

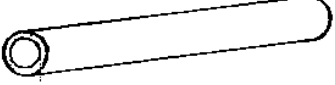
Liste besteht aus
Blatt: 1-6

	Bezeichnung	Zeichn.-Nr.	Modell-Nr.	Skizze
	Walzengabel	B5/27	OH 023	
	Kleines Walzenlager	B5/29	OH 025	
	Großes Walzenlager	B5/28	OH 024	
	Tischhalteröse	B5/51	OH 037	
	Laufrolle	B5/32	OH 044	
	Heberolle	B5/32	OH 241	
	Farbkasten-Lagerdeckel	B5/42	OH 031	
	Farbwalze	B5/46		
	Tellerständer	B5/38	OH 028	
	Farbkasten-Seitenteil	B5/44	OH 033	
	Farbkasten-Unterteil	B5/41	OH 030	
	Farbmesser	B5/43	OH 032	
	Farbkastendeckel	B5/45	OH 034	

Ersatzteile
f. Bostonpresse B5

Blatt 4


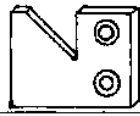
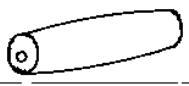


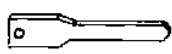
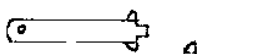
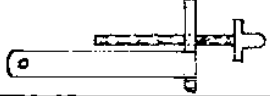



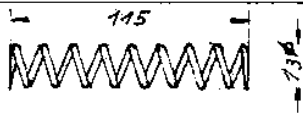
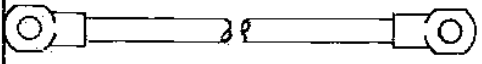
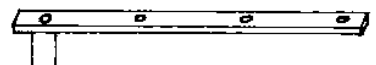
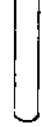
Liste besteht aus
Blatt: 1-6

	Bezeichnung	Zeichg. Nr.	Modell-Nr.	Skizze
	Sperrrad	B5/47	OH 045	
	Klinkenhebel	B5/48	OH 035	
	Sperrklinke	B5/49		
	Halter z. Anlegetisch	B5/57	OH 039	
	Fängerböckchen	B5/55		
	Auswerferböckchen Bolzen	B5/19 B5/19 ^I	OH 020	
	Auswerferhebel	B5/20	OH 021	
	Auswerferrolle	B5/21		
	Halter z. Fängerkasten	B5/56	OH 038	
	Giephülsenfuß	B5/93	OH 041	
	Giephülse	B5/94		 32φ

Ersatzteile f. Bostonpresse B5

Blatt 5

Liste besteht aus
Blatt: 1-6

	Bezeichnung	Zeichg. Nr.	Modell Nr.	Skizze
	Deckel am Auswerferhebel	B5/22		
	Rahmenhalter	B5/14		
	Handgriff	B5/34		
	Verdrehfeder	B5/88		
	Greifer	breit B5/26		
		Schmal B5/25		
	SeitenSchiebemarke	fest B5/23		
		verstellbar		
	Zugstange f. Kleines Walzenlager	B5/81		
	Zugstange f. großes Walzenlager	B5/82		
	Walzenspindel	B5/31		
	Druckfeder f. Auswerferböckchen	B5/107		
	Zugstange f. Farbwerk			
	Fängerhalter	B5/53		
	Stift z. Fängerhalter	B5/54		

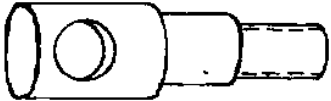






Ersatzteile

Blatt 6

26.6.57 R.

f. Bostonpresse B5

Liste besteht aus
Blatt: 1-6

	Bezeichnung	Zeichng.- Nr.	Modell-Nr.	Skizze
	Bolzen z. FängerKasten	B5/52,I		
	Büchse z. FängerKasten	B5/52,II		
	Bolzen z. Fänger	B5/52,III		
	Büchse z. Fänger	B5/52,IV		
	Anlegetisch	B5/95		
	FängerKasten	B5/96		
	Fänger	B5/97		
	2 Walzenlager	B5/100	DH043	